



HUDCO/List. Comp./SE/2024-25

22nd January, 2025

Listing Department
BSE Limited
Phiroze Jeejeebhoy Towers
Dalal Street
Mumbai – 400001
SCRIP CODE: 540530

Listing Department
National Stock Exchange of India Limited
Exchange Plaza, Plot No. C/1, G Block
Bandra-Kurla Complex, Bandra (E)
Mumbai – 400051
SCRIP CODE: HUDCO

Sub.: Outcome of the Board Meeting

Sir/Madam,

The Board of Directors, in their meeting held on Wednesday, 22nd January, 2025, inter-alia considered and approved the followings:

i) Unaudited Financial Results for the quarter & nine-months period ended 31st December, 2024

We are enclosing herewith Unaudited Financial Results (Standalone and Consolidated) for the quarter & nine-months period ended 31st December, 2024 and Limited Review Report given by the Statutory Auditors in terms of Regulation 33 of the SEBI (Listing Obligations and Disclosure Requirements) Regulations, 2015 along with other applicable disclosures. These results have been reviewed by the Audit Committee of the Board and approved by the Board of Directors, in their meetings held on 22nd January, 2025.

The financial results are being made available on Company's website, i.e., www.hudco.org.in.

ii) Declaration of Interim Dividend for the Financial Year 2024-25 and fixation of Record Date

Declaration of Interim Dividend of Rs. 2.05/- per equity share, i.e. @ 20.50 % (subject to deduction of TDS) on the face value of Rs. 10 each, for the Financial Year 2024-25 and fixed Thursday, 30th January, 2025 as Record date for determining the eligibility of shareholders for payment of Interim Dividend.

The process for payment of Interim Dividend will be completed within 30 days of its declaration.

iii) Enhancement of existing Borrowing Plan/Programme for Financial Year 2024-25

Enhancement of existing borrowing plan/ programme for the Financial Year 2024-25 from Rs. 40,000 Crore to Rs. 55,000 Crore, subject to the outstanding borrowings at any given point of time not exceeding the overall borrowing limit approved by the shareholders.

हाउसिंग एंड अर्बन डेवलपमेंट कॉर्पोरेशन लिमिटेड
(भारत सरकार का उपकरण)
आई एस ओ 9001:2015 प्रमाणित कंपनी
कोर - 7 'A', हुडको भवन, इंडिया हैबिटेट सेंटर, लोधी रोड,
नई दिल्ली - 110003, दूरभाष : 011-24649610-21

Housing and Urban Development Corporation Limited
(A Government of India Enterprise)
AN ISO 9001 : 2015 CERTIFIED COMPANY
Core - 7 'A', HUDCO Bhawan, India Habitat Centre, Lodhi Road,
New Delhi - 110003, Tel. : 011-24649610-21

Follow us on



CIN : L74899DL1970GOI005276, GST : 07AAACH0632A1ZF, Visit us at : www.hudco.org.in

Financing Assets for Viksit Bharat

iv) **Proposal to exit from Ind Bank Housing Limited (IBHL), an Associate Company**

The proposal to exit from Ind Bank Housing Limited (Associate Company). The modalities in this regard are yet to be finalized. Accordingly, the details required as per SEBI Master Circular dated 11th November, 2024 shall be intimated at an appropriate time.

v) **Appointment of Shri LVS Sudhakar Babu, ED (Finance) as Key Managerial Personnel (KMP)**

Shri LVS Sudhakar Babu, ED (Finance) has been designated as Key Managerial Personnel (KMP) of the Company. The other details required as per the relevant provisions of SEBI Master Circular dated 11th November, 2024 are as follows:

Sl. No.	Particulars	
1.	Reason for change viz. appointment, re-appointment, resignation, removal, death or otherwise;	Appointment of Shri LVS Sudhakar Babu, ED (Finance) as Key Managerial Personnel (KMP) of the Company
2.	Date of appointment/re-appointment/cessation (as applicable) & term of appointment/re-appointment	22 nd January, 2025 His terms of appointment will be as per the terms applicable to the employees of his grade in the Company.
3.	Brief profile	Shri LVS Sudhakar Babu, aged 56 years, is Post-Graduate in Management and an Associate Member of Institute of Cost and Management Accountants of India (ICMA). He has rich and varied professional experience of around 31 years in various capacities in HUDCO, namely, Resource Mobilisation, Banking & Investment, Corporate Finance, Business Mobilisation, Monitoring and Recovery. He has also worked as a Regional Head in the States of Telangana and Andhra Pradesh, which has contributed significantly in the business of HUDCO.
4.	Disclosure of relationships between directors	Not-applicable

The Board Meeting commenced at 12:00 Noon (IST) and concluded at 2:28 P.M. (IST)

यह आपकी जानकारी के लिए है। This is for your kind information.

धन्यवाद

भवदीय

फॉर हाउसिंग एंड अर्बन डेवलपमेंट कॉर्पोरेशन लिमिटेड



विकास गोयल

कंपनी सेक्रेटरी एंड कंप्लायंस ऑफिसर

Encl.: as above

Independent Auditor's Review Report on Unaudited Standalone Financial Results for the quarter ended and nine month ended December 31, 2024 of the Company pursuant to the Regulation 33 and 52 of the SEBI (Listing Obligations and Disclosure Requirements) Regulations, 2015, as amended

To
The Board of Directors
Housing and Urban Development Corporation Ltd.

1. We have reviewed the accompanying Statement of Unaudited Standalone Financial Results of Housing and Urban Development Corporation Ltd. (herein after referred to as the "The company") for the quarter ended and nine month ended December 31, 2024 (herein after referred to as "statement"), being submitted by the Company pursuant to the requirements of Regulation 33 and 52 of the SEBI (Listing Obligations and Disclosure Requirements) Regulations, 2015, as amended.
2. This Statement, which is the responsibility of the Company's Management and approved by the Company's Board of Directors in its meeting held on 22nd January 2025, has been prepared in accordance with the recognition and measurement principles laid down in Indian Accounting Standard 34 "Interim Financial Reporting" ("Ind AS 34"), prescribed under Section 133 of the Companies Act, 2013, read with relevant rules issued there under and other accounting principles generally accepted in India. Our responsibility is to express a conclusion on the Statement based on our review.
3. We conducted our review of the Statement in accordance with the Standard on Review Engagements (SRE) 2410, "Review of Interim Financial Information Performed by the Independent Auditor of the Entity" issued by the Institute of Chartered Accountants of India ("ICAI"). This Standard requires that we plan and perform the review to obtain moderate assurance as to whether the Statement is free of material misstatement. A review of interim financial information consists of making inquiries, primarily of persons responsible for financial and accounting matters, and applying analytical and other review procedures. A review is substantially less in scope than an audit conducted in accordance with Standards on Auditing and consequently does not enable us to obtain assurance that we would become aware of all significant matters that might be identified in an audit. Accordingly, we do not express an audit opinion.
4. Based on our review conducted as above, nothing has come to our attention that causes us to believe that the accompanying statement of unaudited standalone financial results for the quarter ended and nine month ended 31st December 2024 read with notes therein, prepared in accordance with the applicable Indian Accounting Standards and other accounting practices and policies generally accepted in India has not disclosed the information required to be disclosed in terms of Regulation 33 and 52 of the SEBI (Listing Obligations and Disclosure Requirements) Regulations, 2015, as amended from time to time, including the manner in which it is to be disclosed, or that it contains any material misstatement.



5. Emphasis of Matters

We draw attention to the following matters in the notes to the accompanying Standalone Financial Results:

- a) The Company has recognized interest income on "No Lien AGP Account" amounting to Rs. 7.38 crores for the quarter ended 31st December 2024 and Rs. 22.04 crores for the nine-month ended 31st December 2024.
- b) The balance outstanding as at 31st December 2024 is Rs. 618.10 crores (debit) in "No Lien AGP Account". The Company is in discussion with MOHUA for recovery/reimbursement of outstanding amount (including interest) as well as booking of expenses.

Our Opinion is not modified in respect of the above matters.

For S A R C & Associates

Chartered Accountants

ICAI Firm Registration No.006085N



Shambhu Nath

Partner

Membership No.: 529220

UDIN No.: 25529220BMK0KK3839

Place: Mumbai

Dated: 22.01.2025



STATEMENT OF STANDALONE UNAUDITED FINANCIAL RESULTS FOR THE QUARTER/NINE MONTHS ENDED 31st DECEMBER, 2024

S. No.	Particulars	Quarter Ended			Nine Months Ended		Year Ended
		31/12/24 (Unaudited)	30/09/24 (Unaudited)	31/12/23 (Unaudited)	31/12/24 (Unaudited)	31/12/23 (Unaudited)	31/03/24 (Audited)
	Income						
I	Revenue from operations						
1	Interest Income	2745.54	2459.31	1980.12	7379.45	5651.61	7653.21
2	Dividend Income	0.01	7.28	0.12	7.29	5.78	5.89
3	Rental Income	14.30	14.14	14.65	42.13	43.21	54.76
4	Fees and Commission Income	0.00	0.00	0.01	0.00	0.65	0.64
5	Net Gain on Fair Value Changes	(0.02)	36.99	17.27	37.03	17.27	68.69
6	Sale of Services	0.40	0.00	0.49	0.40	0.55	1.10
	Total revenue from Operations	2,760.23	2,517.72	2,012.66	7,466.30	5,719.07	7,784.29
II	Other Income	9.91	8.42	10.28	27.17	34.99	163.81
III	Total Income (I + II)	2,770.14	2,526.14	2,022.94	7,493.47	5,754.06	7,948.10
IV	Expenses						
1	Finance Costs	1,762.49	1,662.02	1,312.73	4,888.20	3,720.52	4,960.82
2	Fees and Commission Expense	0.34	0.00	1.48	0.48	2.74	3.12
3	Net Loss on Fair Value Changes	0.00	0.00	0.00	0.00	0.00	0.00
4	Impairment on Financial instrument and written offs	(16.84)	(233.15)	(59.01)	(268.68)	(109.87)	(208.09)
5	Employee Benefit Expenses	60.21	65.76	31.76	165.85	134.03	232.51
6	Depreciation and Amortization	2.63	2.54	2.46	7.13	7.38	9.86
7	Corporate Social Responsibilities (CSR)	12.25	12.25	11.39	37.02	34.18	45.57
8	Other Expenses	17.40	16.68	26.04	47.07	64.76	60.87
	Total expenses	1,838.48	1,526.10	1,326.85	4,877.07	3,853.74	5,104.66
V	Profit/(loss) before Tax (III-IV)	931.66	1,000.04	696.09	2,616.40	1,900.32	2,843.44
VI	Tax Expense						
1	Current Tax Expense including adjustment of tax of earlier years (Net)	182.07	136.00	123.76	444.39	350.80	510.50
2	Deferred Tax Expense/ (Credit)	14.56	175.42	53.14	190.61	132.94	216.20
	Total Tax Expense	196.63	311.42	176.90	635.00	483.74	726.70
VII	Profit/(loss) for the Period / Year (V-VI)	735.03	688.62	519.19	1,981.40	1,416.58	2,116.74
VIII	Other Comprehensive Income						
A	Items that will not be reclassified to profit or loss						
1	Re-measurement gains/losses on defined benefit plans	(3.64)	12.48	5.29	(7.32)	8.43	9.53
2	Income tax relating to items that will not be reclassified to profit or loss	0.91	(3.14)	(1.33)	1.84	(2.12)	(2.40)
	Sub Total (A)	(2.73)	9.34	3.96	(5.48)	6.31	7.13
B (i)	Items that will be reclassified to profit and loss						
	-Effective portion of Gains/(loss) in Cash Flow Hedge	546.49	(93.99)	0.00	622.00	0.00	54.00
	-Cost of Hedging Reserve	(400.91)	(121.07)	0.00	(700.79)	0.00	(37.10)
(ii)	Income tax relating to items that will be reclassified to profit or loss						
	-Effective Portion of Gains/(Loss) in Cash Flow Hedge	(137.54)	23.66	0.00	(156.54)	0.00	(13.59)
	-Cost of Hedging Reserve	100.90	30.47	0.00	176.37	0.00	9.34
	Sub Total (B)	108.94	(160.93)	0.00	(58.96)	0.00	12.65
	Other Comprehensive Income (A+B)	106.21	(151.59)	3.96	(64.44)	6.31	19.78
IX	Total Comprehensive Income for the Period (VII+VIII)	841.24	537.03	523.15	1916.96	1422.89	2136.52
X	Paid-up Equity Share Capital (Face Value of ₹ 10 each)	2,001.90	2,001.90	2,001.90	2,001.90	2,001.90	2,001.90
XI	Other Equity (Reserves excluding revaluation reserve) (As per audited financial accounts as at 31st March)	N.A.	N.A.	N.A.	N.A.	N.A.	14,612.40
XII	Net worth	N.A.	N.A.	N.A.	N.A.	N.A.	16,614.30
XIII	Earnings Per Share (Face Value of ₹10 each)/(Not annualised)						
	Basic (₹)	3.67	3.44	2.59	9.90	7.08	
	Diluted (₹)	3.67	3.44	2.59	9.90	7.08	



Shashi K. Singh



Notes to the Financial Results:	
1	The above Standalone Unaudited Financial Results for the Quarter/Nine month ended 31 st December, 2024 have been reviewed by the Audit Committee and subsequently approved by the Board on 22 nd January, 2025. These Financial Results for the Quarter/Nine month ended 31 st December, 2024 have also been reviewed by the Statutory Auditors of the Company in compliance with the Listing Obligations and Disclosure Requirements Regulations, 2015, as amended.
2	The company does not have separate reportable segments in terms of Indian Accounting Standard (Ind AS-108) on "Operating Segments".
3	The company has made provision on loans (impairment) as per Expected credit Loss (ECL) method amounting to ₹ 1953.87 crore as on 31 st December, 2024 (₹ 2321.19 crore as on 31 st December, 2023).
4	During the quarter ended 31 st December 2024, no Fresh NPA in Project Loan has been added. Besides, 3 NPA in Project Loan has been resolved having an outstanding loan amount of ₹ 20.33 Crore.
5	In respect of Andrews Ganj Project (AGP), being executed by HUDCO as an agent on behalf of MoUD (now MoHUA), HUDCO does not have any right or interest in the property leased to it. Expense of this project is paid out of No Lien AGP Account maintained with HUDCO. The company continues to book the interest income & expenditure incurred as per past practice. Interest income (recoverable) from MoHUA has been booked for the quarter ended 31 st December, 2024. As on 31 st December, 2024, No Lien AGP account is in deficit (recoverable) to the extent of ₹ 618.10 Crore on behalf of MoHUA and interest as on date.
6	During the quarter ended 31 st December, 2024, there were no transactions in the nature of exceptional or extraordinary items.
7	The additional information as required under Regulation 52(4) of SEBI (Listing Obligations and Disclosure Requirements) Regulations, 2015 is attached as Annexure A .
8	The company has maintained 100% security cover by way of charge on the receivables of the company for all the secured bonds/ debentures issued by the company and outstanding as on 31 st December, 2024, in compliance with clause 54(3) of SEBI (Listing Obligations and Disclosure Requirements) Regulations, 2015, as amended, a 'Statement of Security Coverage Ratio', in respect of listed non-convertible debt securities, is attached as Annexure-B .
9	During the quarter ending December 31, 2024, the Company has raised funds amounting to Rs 1230 Crore through issue of listed non-convertible debt securities on private placement basis. The details of the issue have been utilized for the purpose stated in the Offer document(s)/ Information Memorandum and there has been no deviation/ variation in the use of proceeds of non-convertible debt securities. The details of the issue are attached as Annexure-C (Information document(s)/ Information memorandum. Accordingly, in compliance to the regulation 52(7) & (7A) of the Securities and Exchange Board of India (Listing Obligations and Disclosure Requirements) Regulations, 2015, read with SEBI Operational Circular No. SEBI/HO/DDHS/DDHS_Div1/P/CIR/2022/000000103 dated July 29, 2022, a copy of statement filed with Stock Exchange(s) is attached as Annexure-D .
10	The statement as prescribed under Regulation 32 of SEBI (Listing Obligation and Disclosure Requirements) Regulations, 2015 has been annexed at Annexure-D .
11	The format for disclosing outstanding default on loans and debt securities has been annexed at Annexure-E .
12	The Company has sufficient liquidity as well as adequate undrawn lines of credits from various banks to take care of its operational requirements. Considering high credit worthiness and well-relationship with lenders, it can continue to mobilise sufficient funds from domestic & international markets to meet contingencies, if any. Further, there has been no default in repayment of debt securities, and the Company has met all its debt servicing obligations, both towards principal and interest, during the period in a timely manner."
13	There are 9 investor complaint pending with HUDCO as on 31 st December, 2024
14	In line with the requirements of Regulation 33 and 52(4) read with regulation 63(3) of SEBI (Listing Obligations and Disclosure Requirements) Regulations, 2015, the Financial Results for the Quarter/Nine month ended 31 st December, 2024 are available on the website of BSE Limited (URL: www.bseindia.com/corporates), National Stock Exchange of India Limited (URL: www.nseindia.com/corporates) and on compar
15	Figures of corresponding period have been regrouped, wherever necessary. The Figures for the quarters ended 31 st December, 2024 are the balancing figures between the reviewed figures for the quarter ended 30 th September, 2024 and reviewed year to date figures upto 30 th September, 2024, being the end of the half year of the financial year.

For and on

Place: Mumbai
Date: 22.01.2025



Annexure A

Disclosure in compliance with Regulations 52(4) of Securities and Exchange Board of India (SEBI) (Listing Obligations and Disclosure Requirements) Regulations, 2015 for the Quarter/ Nine Months ended 31st December, 2024 on standalone basis

S.No.	Particulars	Unit	As at/ For the Period ended 31st December, 2024	As at/ For the Period ended 31st December, 2023
1	Debt Equity Ratio ¹	times	5.17	3.87
2	Debt service coverage ratio ⁴	times	Not Applicable	Not Applicable
3	Interest service coverage ratio ⁴	times	Not Applicable	Not Applicable
4	Outstanding Redeemable preference shares	INR in Crore	Nil	Nil
5	Debenture Redemption Reserve (as on 31 st March, 2024)	INR in Crore	2726.11	2896.95
6	Net Worth ²	INR in Crore	17965.59	16247.54
7	Profit After Tax	INR in Crore	1981.40	1416.58
8	Earnings Per Share ³ (Face Value of ₹10 each)			
	a) Basic(₹)	INR	9.90	7.08
	b) Diluted(₹)	INR	9.90	7.08
9	Current Ratio ⁴	times	Not Applicable	Not Applicable
10	Long term debt to working capital ⁴	times	Not Applicable	Not Applicable
11	Bad debts to accounts receivable ratio ⁴	times	Not Applicable	Not Applicable
12	Current liability ratio ⁴	times	Not Applicable	Not Applicable
13	Total debts to total assets ⁵	times	0.82	0.77
14	Debtors turnover ⁴	times	Not Applicable	Not Applicable
15	Inventory turnover ⁴	times	Not Applicable	Not Applicable
16	Operating Margin ⁶	%	35.04	33.23
17	Net profit Margin ⁷	%	26.44	24.62
18	Sector specific equivalent ratios			
	(a) CRAR ⁸ (Unaudited) as at 30th September	%	48.27	72.49
	(b) Provision Coverage Ratio ⁹	%	85.60	86.26
	(c) Gross Credit Impaired Assets Ratio ¹⁰	%	1.88	3.14
	(d) Net Credit Impaired Assets Ratio ¹¹	%	0.27	0.44

Notes:

- 1 Debt/Equity Ratio = Total Debt/Net Worth
- 2 Net Worth is calculated as defined in section 2(57) of Companies Act, 2013
- 3 Earning per share is calculated as Profit after tax by number of shares.
- 4 The Company is registered as Housing Finance Company, hence these ratios are generally not applicable
- 5 Total debts to total assets = Total Debts/Total Assets
- 6 Operating Margin = Net Operating Profit Before Tax/ Total Revenue from Operation
- 7 Net Profit Margin = Net Profit After Tax/ Total Income
- 8 CRAR = Adjusted Net Worth/ Risk Weighted Assets, calculated as per applicable RBI guidelines
- 9 Provision Coverage Ratio = Impairment Loss allowance on Stage 3 Loans/ Loan outstanding of Stage 3 Loans
- 10 Gross Credit Impaired Asset Ratio = Gross Credit Impaired Assets/ Gross Loan Assets
- 11 Net Credit Impaired Asset Ratio = Net Credit Impaired Assets/ Gross Loan Assets



Certificate for Security Cover
in respect of listed debt securities of the listed entity

Based on our examination of books of Accounts and other relevant records/ documents, we certify as under:

- (a) The listed entity has vided its Resolution(s) and information memorandum(s)/ offer document(s) and under various Debenture Trust Deeds, has issued/ allotted the following listed debt securities as on 31st December, 2024:

Sr. No.	Name of Bond Series	ISIN	Private Placement/ Public Issue	Secured/ Unsecured	Sanctioned Amount (Rs. in crore)
A. Secured Listed Debt Securities:					
1	7.75% Tax free 2011 Series A	INE031A09FB7	Private Placement	Secured	10.81
2	7.83% Tax free 2011 Series B	INE031A09FD3	Private Placement	Secured	66.51
3	8.16% Tax free 2011 Series C	INE031A09FG6	Private Placement	Secured	47.67
4	8.20% Tax free 2011 Tranche I*	INE031A07840	Public Issue	Secured	2,518.30
5	7.51% Tax free 2012 Tranche I**	INE031A07865	Public Issue	Secured	1,274.24
6	7.19% Tax free 2012 Tranche II**	INE031A07881	Public Issue	Secured	109.40
7	8.56% Tax free 2013 Series A	INE031A07899	Private Placement	Secured	190.80
8	8.51% Tax free 2013 Tranche I	INE031A07915	Public Issue	Secured	799.27
9	8.49% Tax free 2013 Tranche I	INE031A07923	Public Issue	Secured	35.51
10	8.76% Tax free 2013 Tranche I #	INE031A07949	Public Issue	Secured	815.00
11	8.74% Tax free 2013 Tranche I	INE031A07956	Public Issue	Secured	88.85
12	8.58% Tax free 2013 Tranche II	INE031A07972	Public Issue	Secured	127.38
13	8.76% Tax free 2013 Tranche II	INE031A07980	Public Issue	Secured	286.54
14	8.83% Tax free 2013 Tranche II	INE031A07AA4	Public Issue	Secured	123.75
15	9.01% Tax free 2013 Tranche II	INE031A07AB2	Public Issue	Secured	671.16
16	8.73% Tax free 2013 Tranche III	INE031A07AD8	Public Issue	Secured	28.47
17	8.71% Tax free 2013 Tranche III	INE031A07AE6	Public Issue	Secured	8.76
18	8.98% Tax free 2013 Tranche III	INE031A07AG1	Public Issue	Secured	128.42
19	8.96% Tax free 2013 Tranche III	INE031A07AH9	Public Issue	Secured	41.54
20	7.19% Tax Free 2015 Series A	INE031A07AI7	Private Placement	Secured	151.00
21	7.07% Tax Free 2015 Series B	INE031A07AJ5	Private Placement	Secured	1,029.00
22	7.00% Tax Free 2015 Series C	INE031A07AK3	Private Placement	Secured	108.50
23	7.02% Tax free 2015 Tranche I	INE031A07AL1	Public Issue	Secured	117.21
24	7.39% Tax free 2015 Tranche I	INE031A07AM9	Public Issue	Secured	909.69
25	7.27% Tax free 2015 Tranche I	INE031A07AN7	Public Issue	Secured	128.45
26	7.64% Tax free 2015 Tranche I	INE031A07AO5	Public Issue	Secured	556.15
27	7.39% Tax Free 2015 Series D	INE031A07AP2	Private Placement	Secured	211.50
28	7.04% Tax free 2015 Tranche II	INE031A07AQ0	Public Issue	Secured	48.16
29	7.39% Tax free 2015 Tranche II	INE031A07AR8	Public Issue	Secured	1,024.94
30	7.29% Tax free 2015 Tranche II	INE031A07AS6	Public Issue	Secured	105.35
31	7.69% Tax free 2015 Tranche II	INE031A07AT4	Public Issue	Secured	610.05
Sub Total (A)					12,372.38



B. Unsecured Listed debt securities					
32	8.60% S. A. HUDCO GOI Fully Serviced Bond Series-I 2018 (Taxable)	INE031A08616	Private Placement	Unsecured	3,000.00
33	8.52% S.A HUDCO GOI Fully Serviced Bond Series-II 2018 (Taxable)	INE031A08624	Private Placement	Unsecured	2,050.00
34	8.38% S.A HUDCO GOI Fully Serviced Bond Series-III 2018 (Taxable)	INE031A08673	Private Placement	Unsecured	2,066.90
35	8.58% S.A HUDCO GOI Fully Serviced Bond Series-IV 2018 (Taxable)	INE031A08681	Private Placement	Unsecured	2,563.10
36	8.41% S.A HUDCO GOI Fully Serviced Bond Series-V 2018 (Taxable)	INE031A08699	Private Placement	Unsecured	5,320.00
37	8.37% S.A HUDCO GOI Fully Serviced Bond Series-VI 2018 (Taxable)	INE031A08707	Private Placement	Unsecured	5,000.00
38	6.75% P.A. HUDCO Taxable Bonds 2020 Series -D	INE031A08806	Private Placement	Unsecured	1,040.00
39	5.35% P.A. HUDCO Taxable Bonds 2020 Series -E	INE031A08814	Private Placement	Unsecured	800.00
40	5.59% P.A. HUDCO Taxable Bonds 2021 Series-A	INE031A08830	Private Placement	Unsecured	1,000.00
41	5.62% P.A. HUDCO Taxable Bonds 2021 Series-A	INE031A08848	Private Placement	Unsecured	1,500.00
42	7.54% P.A. HUDCO Taxable Bonds 2022 Series-A	INE031A08855	Private Placement	Unsecured	1,500.00
43	7.52% P.A. HUDCO Taxable Bonds 2022 Series-B	INE031A08863	Private Placement	Unsecured	470.00
44	7.68% P.A. HUDCO Taxable Bonds 2022 Series -C	INE031A08871	Private Placement	Unsecured	2,000.00
45	7.48% P.A. HUDCO Taxable Bonds 2023 Series -A	INE031A08889	Private Placement	Unsecured	1,500.00
46	7.48% P.A. HUDCO Taxable Bonds 2024 Series -A	INE031A08897	Private Placement	Unsecured	1,936.00
47	7.28% P.A.-HUDCO Taxable Bonds 2024 Series-B	INE031A08905	Private Placement	Unsecured	1,850.00
48	7.15% P.A.-HUDCO Taxable Bonds 2024 Series-C	INE031A08913	Private Placement	Unsecured	2,000.00
49	7.12% P.A.-HUDCO Taxable Bonds 2024 Series-D	INE031A08921	Private Placement	Unsecured	1,230.00
Sub Total (B)					36,826.00
Total (A+B)					49,198.38
<p>* An additional interest at the rate of 0.15% p.a. is payable to the allottees under category III for the tax-free bonds 2011 Tranche-I Series 2 Bonds. Accordingly, Tranche-I Series 2 Bonds allotted to category III investors will carry an aggregate coupon rate of 8.35% pa., payable annually on the interest payment date. The said additional interest of 0.15% p.a. is available to the original allottees only.</p> <p>** An additional interest at the rate of 0.50% pa. is payable to all the allottees under Category IV for Tranche I and Tranche II Bonds. Accordingly, bonds allotted to Category IV investors (Retail) shall carry aggregate coupon rate of 8.01% pa. for Tranche-I Series 2 and 7.69% p.a. for Tranche-II Series 2. The said additional interest of 0.50% p.a. is available to the original allottees only.</p>					

(b) Security Cover for listed debt securities:

- The financial information as on 31.12.2024 has been extracted from the unaudited standalone books of accounts for the period 31.12.2024 and other relevant records of the listed entity.



- ii. The assets of the listed entity provide coverage of 1 time (100%) of the interest and principal amount, which is in accordance with the terms of issue/ debenture trust deed (calculation as per attached statement of Security/ asset coverage ratio for the Secured debt securities - Annexure - I).

ISIN Wise detail of Outstanding amount and the interest accrued (as on 31.12.2024) in respect of secured listed debt securities is attached as Annexure-II.

(c) **Compliance of all the covenants/ terms of the issue in respect of listed debt securities of the listed entity**

We have prima facie examined the compliances made by the listed entity in respect of the covenants/ terms of the issue of the listed debt securities (NCD's), as informed and explained to us and certify that the covenants/ terms of the issue have been complied by the listed entity.

For SARC & Associates
Chartered Accountants
(Firm Registration No. 006085N)



Shamboo Nath
(Partner)
M. No. 529220

Place: Mumbai

Date: 22.01.2025

UDIN: 25529220BMKOKMS181

Statement of Security Coverage Ratio

Column A	Column B	Column C	Column D	Column E	Column F	Column G	Column H	Column I	Column J	Column K	Column L	Column M	Column N	Column O	
Particulars	Description of Asset for which this Certificate relate	Exclusive Charge		Pari- Passu Charge			Assets not offered as Security	Elimination on (amount in negative) Debt amount considered more than once (due to exclusive plus pari passu charge)	(Total C to H)	Related to only those items covered by this Certificate					Total Value(=K+L+M+N)
		Debt for which this certificate being issued	Other Secured Debt	Debt for which this certificate being issued	Assets shared by pari passu debt holder (Includes debt for which this certificate is issued & other debt with pari-passu charge)	Other assets on which there is pari-Passu charge (excluding items Covered in column F)				Market Value for Assets charged on Exclusive Basis	Carrying /book value for exclusive charge assets where market value is not ascertainable or applicable (For Eg. Bank Balance, DSRA market value is not applicable)	Market Value for Pari passu charge Assets	Carrying value/book value for pari passu charge assets where market value is not ascertainable or applicable (For Eg. Bank Balance, DSRA market value is not applicable)	Relating to Column F	
		Book Value	Book Value	Yes/ No	Book Value	Book Value									
Assets															
Property, Plant and Equipment		-	-		-	-	55.62	-	55.62	-	-	-	-	-	
Capital Work-in- Progress		-	-		-	-	14.33	-	14.33	-	-	-	-	-	
Right of Use Assets		-	-		-	-	-	-	-	-	-	-	-	-	
Goodwill		-	-		-	-	-	-	-	-	-	-	-	-	
Intangible Assets		-	-		-	-	11.44	-	11.44	-	-	-	-	-	
Intangible Assets under Development		-	-		-	-	2.40	-	2.40	-	-	-	-	-	
Investments		-	-		-	-	1,321.07	-	1,321.07	-	-	-	-	-	
Loans (Refer Note - 9)	√	-	-		12,920.92	-	1,05,514.77	-	1,18,435.69	-	-	-	12,920.92	12,920.92	
Trade Receivables (Refer Note - 9)		-	-		-	-	1.28	-	1.28	-	-	-	-	-	
Inventories		-	-		-	-	-	-	-	-	-	-	-	-	
Cash and Cash Equivalents		-	-		-	-	154.74	-	154.74	-	-	-	-	-	
Bank Balances other than Cash and Cash Equivalents		-	-		-	-	19.06	-	19.06	-	-	-	-	-	
Others		-	-		-	-	2,363.91	-	2,363.91	-	-	-	-	-	
Total		-	-		12,920.92	-	1,09,458.62	-	1,22,379.54	-	-	-	12,920.92	12,920.92	



Column A	Column B	Column C	Column D	Column E	Column F	Column G	Column H	Column I	Column J	Column K	Column L	Column M	Column N	Column O	
Particulars	Description of Asset for which this Certificate relate	Exclusive Charge		Par- Passu Charge			Assets not offered as Security	Elimination on (amount in negative) Debt amount considered more than once (due to exclusive plus pari passu charge)	(Total C to H)	Related to only those items covered by this Certificate					
		Debt for which this certificate being issued	Other Secured Debt	Debt for which this certificate being issued	Assets shared by pari passu debt holder (includes debt for which this certificate is issued & other debt with pari-passu charge)	Other assets on which there is pari-Passu charge (excluding items Covered in column F)				Market Value for Assets charged on Exclusive Basis	Carrying /book value for exclusive charge assets where market value is not ascertainable or applicable (For Eg. Bank Balance, DSRA market value is not applicable)	Market Value for Pari passu charge Assets	Carrying value/book value for pari passu charge assets where market value is not ascertainable or applicable (For Eg. Bank Balance, DSRA market value is not applicable)	Total Value(=K+L+M+N) →	
Liabilities															
Debt securities to which Certificate pertains (Refer Note-10)		-	-	Yes	12,920.92	-			12,920.92	-	-	-	-	-	
Other debt sharing pari-passu charge with above debt		-	-			-	-			-	-	-	-	-	-
other debt		-	-			-	-			-	-	-	-	-	-
Subordinated debt		-	-			-	-			-	-	-	-	-	-
Borrowings		-	-			-	-	8,572.69		8,572.69	-	-	-	-	-
Bank		-	-			-	-	43,081.19		43,081.19	-	-	-	-	-
Debt Securities		-	-			-	-	36,788.44		36,788.44	-	-	-	-	-
Others		-	-			-	-	0.01		0.01	-	-	-	-	-
Trade Payables		-	-			-	-	-		-	-	-	-	-	-
Lease Liabilities		-	-			-	-	-		-	-	-	-	-	-
Provisions		-	-			-	-	384.17		384.17	-	-	-	-	-
Others (Refer Note-11)		-	-			-	-	20,632.12		20,632.12	-	-	-	-	-
Total		-	-			12,920.92	-	1,09,458.62		1,22,379.64	-	-	-	-	-
Cover on Book Value		-	-											1.00	
Cover on Market Value (Refer Note - 12)		-	-												
		Exclusive Security Cover Ratio	-		Pari-Passu Security Cover Ratio	-									
			-		1.00	-									

Notes

1. Column C - includes book value of assets having exclusive charge and outstanding book value of debt for which this certificate is issued.
2. Column D - includes book value of assets having exclusive charge and outstanding book value of all corresponding debt other than column C.
3. Column E -include debt for which this certificate is issued having any pari passu charge
4. Column F - includes - a) book value of assets having pari-passu charge b) outstanding book value of debt for which this certificate is issued and c) other debt sharing pari-passu charge along with debt for which certificate is issued.
5. Column G - includes book value of all other assets having pari passu charge and outstanding book value of corresponding debt.
6. Column H - includes all those assets which are not charged and shall include all unsecured borrowings including subordinated debt and shall include only those assets which are paid-for.
7. Column I - includes the debt which has been counted more than once (included under exclusive charge column as also under pari passu). In order to match the liability amount with financials, it is necessary to eliminate the debt which has been counted more than once.
8. Column N - Assets which are considered at Market Value like Land, Building, Residential/ Commercial Real Estate to be stated at Market Value. Other assets having charge to be stated at book value/ Carrying Value.
9. The secured debt securities issued by the company are secured by pari-passu charge on present and future receivables of the company. The Company is in business of financing housing and urban infrastructure projects across the country. Accordingly, Receivables of the Company includes Loans and Advances of the Company. For the purpose of calculation of security cover available for secured listed debt securities, receivables amounting to Rs.12,920.92 crore (comprising of Principal (i.e. Rs. 12,372.38 cr) and Interest amounting to Rs. 548.54 cr as on 31.12.2024) in respect of secured listed debt securities have been considered as available, out of total receivables of Rs.118439.69 crore of the company. The total Loan receivables represents the net realisable value of the asset and excludes the provision made in respect of non-performing assets.
10. SIN Wise detail of Outstanding amount and the interest accrued (as on 31.12.2024) in respect of above secured listed debt securities is attached as Annexure-II.
11. Other Liabilities include the Current Tax Liabilities, Deferred Tax Liabilities, other financial and Non-financial liabilities, equity share capital and other equity of the company.
12. Cover on Market Value - The market value shall be calculated as per the total value of assets mentioned in Column O.
13. The above financial information as on 31.12.2024 has been extracted from the limited reviewed standalone books of accounts for the period ended 31.12.2024 and other relevant records of the listed entity.



ISIN Wise details:

ISIN Wise detail of Outstanding amount and the interest accrued (as on 31.12.2024) in respect of secured listed debt securities is as under:

Sr. No	Name of Bond Series	ISIN	Facility	Type of Charge	Sanctioned Amount (Rs.)	Outstanding Amount as on 31.12.2024	Interest accrued but not due as on 31.12.2024	Cover Required	Assets Required
						(Amt. in Rs. Crore)	(Amt. in Rs. Crore)		
1	7.75% Tax free 2011 Series A	INE031A09FB7	Non-Convertible Debt Securities	Floating first pari-passu	10.81	10.81	0.17	10.98	Present and Future Receivables*
2	7.83% Tax free 2011 Series B	INE031A09FD3	Non-Convertible Debt Securities	Floating first pari-passu	66.51	66.51	0.73	67.24	Present and Future Receivables*
3	8.16% Tax free 2011 Series C	INE031A09FG6	Non-Convertible Debt Securities	Floating first pari-passu	47.67	47.67	0.99	48.66	Present and Future Receivables*
4	8.20% Tax free 2011 Tranche I	INE031A07840	Non-Convertible Debt Securities	Floating first pari-passu	2,518.30	2,518.30	171.10	2689.40	Present and Future Receivables*
5	7.51% Tax free 2012 Tranche I	INE031A07865	Non-Convertible Debt Securities	Floating first pari-passu	1,274.24	1,274.24	85.49	1359.73	Present and Future Receivables*
6	7.19% Tax free 2012 Tranche II	INE031A07881	Non-Convertible Debt Securities	Floating first pari-passu	109.4	109.4	6.27	115.67	Present and Future Receivables*
7	8.56% Tax free 2013 Series A	INE031A07899	Non-Convertible Debt Securities	Floating first pari-passu	190.8	190.8	5.41	196.21	Present and Future Receivables*
8	8.51% Tax free 2013 Tranche I	INE031A07915	Non-Convertible Debt Securities	Floating first pari-passu	799.27	799.27	12.67	811.94	Present and Future Receivables*
9	8.49% Tax free 2013 Tranche I	INE031A07923	Non-Convertible Debt Securities	Floating first pari-passu	35.51	35.51	0.56	36.07	Present and Future Receivables*
10	8.76% Tax free 2013 Tranche I	INE031A07949	Non-Convertible Debt Securities	Floating first pari-passu	815	815	13.24	828.24	Present and Future Receivables*
11	8.74% Tax free 2013 Tranche I	INE031A07956	Non-Convertible Debt Securities	Floating first pari-passu	88.85	88.85	1.44	90.29	Present and Future Receivables*
12	8.58% Tax free 2013 Tranche II	INE031A07972	Non-Convertible Debt Securities	Floating first pari-passu	127.38	127.38	10.51	137.89	Present and Future Receivables*
13	8.76% Tax free 2013 Tranche II	INE031A07980	Non-Convertible Debt Securities	Floating first pari-passu	286.54	286.54	24.14	310.68	Present and Future Receivables*



14	8.83% Tax free 2013 Tranche II	INE031A07AA4	Non-Convertible Debt Securities	Floating first pari-passu	123.75	123.75	10.48	134.23	Present and Future Receivables*
15	9.01% Tax free 2013 Tranche II	INE031A07AB2	Non-Convertible Debt Securities	Floating first pari-passu	671.16	671.16	57.88	729.04	Present and Future Receivables*
16	8.73% Tax free 2013 Tranche III	INE031A07AD8	Non-Convertible Debt Securities	Floating first pari-passu	28.47	28.47	0.21	28.68	Present and Future Receivables*
17	8.71% Tax free 2013 Tranche III	INE031A07AE6	Non-Convertible Debt Securities	Floating first pari-passu	8.76	8.76	0.06	8.82	Present and Future Receivables*
18	8.98% Tax free 2013 Tranche III	INE031A07AG1	Non-Convertible Debt Securities	Floating first pari-passu	128.42	128.42	0.98	129.40	Present and Future Receivables*
19	8.96% Tax free 2013 Tranche III	INE031A07AH9	Non-Convertible Debt Securities	Floating first pari-passu	41.54	41.54	0.32	41.86	Present and Future Receivables*
20	7.19% Tax Free 2015 Series A	INE031A07AI7	Non-Convertible Debt Securities	First Pari-passu	151	151	4.58	155.58	Present and Future Receivables*
21	7.07% Tax Free 2015 Series B	INE031A07AJ5	Non-Convertible Debt Securities	First Pari-passu	1,029.00	1,029.00	18.34	1047.34	Present and Future Receivables*
22	7.00% Tax Free 2015 Series C	INE031A07AK3	Non-Convertible Debt Securities	First Pari-passu	108.5	108.5	1.75	110.25	Present and Future Receivables*
23	7.02% Tax free 2015 Tranche I	INE031A07AL1	Non-Convertible Debt Securities	First Pari-passu	117.21	117.21	7.37	124.58	Present and Future Receivables*
24	7.39% Tax free 2015 Tranche I	INE031A07AM9	Non-Convertible Debt Securities	First Pari-passu	909.69	909.69	60.25	969.94	Present and Future Receivables*
25	7.27% Tax free 2015 Tranche I	INE031A07AN7	Non-Convertible Debt Securities	First Pari-passu	128.45	128.45	8.36	136.81	Present and Future Receivables*
26	7.64% Tax free 2015 Tranche I	INE031A07AO5	Non-Convertible Debt Securities	First Pari-passu	556.15	556.15	37.96	594.11	Present and Future Receivables*
27	7.39% Tax Free 2015 Series D	INE031A07AP2	Non-Convertible Debt Securities	First Pari-passu	211.5	211.5	1.07	212.57	Present and Future Receivables*
28	7.04% Tax free 2015 Tranche II	INE031A07AQ0	Non-Convertible Debt Securities	First Pari-passu	48.16	48.16	0.16	48.32	Present and Future Receivables*
29	7.39% Tax free 2015 Tranche II	INE031A07AR8	Non-Convertible Debt Securities	First Pari-passu	1,024.94	1,024.94	3.53	1028.47	Present and Future Receivables*



30	7.29% Tax free 2015 Tranche II	INE031A07AS6	Non-Convertible Debt Securities	First Pari-passu	105.35	105.35	0.36	105.71	Present and Future Receivables*
31	7.69% Tax free 2015 Tranche II	INE031A07AT4	Non-Convertible Debt Securities	First Pari-passu	610.05	610.05	2.16	612.21	Present and Future Receivables*
					12372.38	12372.38	548.54	12920.92	

** The secured debt securities issued by the company are secured by pari-passu charge on present and future receivables of the company. The Company is in business of financing housing and urban infrastructure projects across the country. Accordingly, Receivables of the Company includes Loans and Advances of the Company.*



Handwritten signature



No. HUDCO/SE/2024-25

22nd January 2025

Listing Department BSE Limited, Phiroze Jeebhoy Towers, Dalal Street, Mumbai -400001 Scrip Code-540530	Listing Department National Stock Exchange of India Ltd. Exchange Plaza, C-1, Block-G, Bandra Kurla Complex, Bandra (E), Mumbai-400051 NSE Symbol-HUDCO
---	--

Sub: Disclosure under Regulation 52(7) & (7A) of the Securities and Exchange Board of India (Listing Obligations and Disclosure Requirements) Regulations, 2015 ("Listing Regulations") – Qtr. Ended 31st December, 2024

Dear Sir/ Ma'am,

In accordance with the captioned Regulations, the following is submitted:

Reg.	Particulars	Details
52(7)	A statement indicating the utilization of issue proceeds of non-convertible securities, which shall be continued to be given till such time the issue proceeds have been fully utilized or the purpose for which these proceeds were raised has been achieved.	The company has raised funds to the tune of Rs.1230 Crore through issue of non-convertible securities during the quarter ended December 31, 2024 and the issue proceeds of non-convertible securities issued upto the period ended December 31, 2024, have been fully utilized for the purpose(s)/ objects stated in the offer documents/ Information memorandum.
52(7A)	In case of any material deviation in the use of proceeds as compared to the objects of the issue, the same shall be indicated in the format as specified by the Board.	There has been no deviation / variation in the use of proceeds of non-convertible debt securities from the objects stated in the offer documents/ Information memorandum.

We enclose herewith the statement in the format prescribed vide SEBI Guidelines.

The above is for information and record please.

Thanking You,

Yours Sincerely

For Housing and Urban Development Corporation Ltd.



Vikas Goyal
Company Secretary & Compliance Officer



हाउसिंग एंड अर्बन डेवलपमेंट कॉर्पोरेशन लिमिटेड
(भारत सरकार का उपक्रम)
आई एस ओ 9001:2015 प्रमाणित कंपनी
कोर - 7 ए, हडको भवन, इंडिया हैबिटेट सेंटर, लोधी रोड,
नई दिल्ली - 110003, दूरभाष : 011-24649610-21

Housing and Urban Development Corporation Limited
(A Government of India Enterprise)
AN ISO 9001 : 2015 CERTIFIED COMPANY
Core - 7 'A', HUDCO Bhawan, India Habitat Centre, Lodhi Road,
New Delhi - 110003, Tel. : 011-24649610-21

Follow us on

 @hudcolimited
 www.facebook.com/hudco
 @hudco-limited
 @hudcoltd

CIN : L74899DL1970GOI005276, GST : 07AAACH0632A1ZF, Visit us at : www.hudco.org.in

Financing Assets for Viksit Bharat

A. Statement of utilization of issue proceeds:

Name of the Issuer	ISIN	Mode of Fund Raising (Public issues/ Private placement)	Type of instrument	Date of raising funds	Amount Raised	Funds utilized	Any deviation (Yes/ No)	If 8 is Yes, then specify the purpose of for which the funds were utilized	Remarks , if any
1	2	3	4	5	6	7	8	9	10
Housing and Urban Development Corporation Ltd.	INE031A08921	Private Placement	Non-Convertible Debt Securities	26.12.2024	1,230.00 Crore	1,230.00 Crore	No	NA	Nil

B. Statement of deviation/ variation in use of Issue proceeds:

Name of listed entity	Housing and Urban Development Corporation Ltd.
Mode of Fund Raising	Public-Issue/ Private Placement
Type of instrument	Non-Convertible Debt Securities
Date of Raising Funds	Date
	(INR Crores)
	26.12.2024
Amount Raised	1,230.00 Cr
Report filed for quarter ended	31.12.2024
Is there a Deviation / Variation in use of funds raised?	No
Whether any approval is required to vary the objects of the issue stated in the prospectus/ offer document?	No
If yes, details of the approval so required?	NA
Date of approval	NA
Explanation for the Deviation / Variation	NA
Comments of the audit committee after review	NA
Comments of the auditors, if any	NA



Objects for which funds have been raised and where there has been a deviation, in the following table:


Original Object	Modified Object, if any	Original Allocation	Modified allocation, if any	Funds Utilised	Amount of Deviation/ Variation for the half-year according to Applicable object (INR Crores and in %)	Remarks, if any
100% of the funds to be raised through the private placement are to augment long-term resources of the Issuer for the purpose of meeting business/ operational requirements viz. lending activities, repayment/refinancing of existing debt (both long term and short term) and/or for any other purpose in the ordinary course of business of the Issuer.	NA	Rs.1,230.00 Cr.	NA	Rs.1,230.00 Cr.	NIL	NIL

Deviation could mean:

- Deviation in the objects or purposes for which the funds have been raised
- Deviation in the amount of funds actually utilized as against what was originally disclosed.



Name of Signatory
Designation


: Vikas Goyal
: Company Secretary

STATEMENT ON DEVIATION OR VARIATION FOR PROCEEDS OF PUBLIC ISSUE, RIGHTS ISSUE, PREFERENTIAL ISSUE, QUALIFIED INSTITUTIONS PLACEMENT ETC.

Statement on deviation / variation in utilisation of funds raised						
Name of listed entity	HOUSING AND URBAN DEVELOPMENT CORPORATION LTD.(HUDCO)					
Mode of Fund Raising	Public Issues / Rights Issues / Preferential Issues / QIP / Others					
Date of Raising Funds	NA					
Amount Raised	Na					
Report filed for Quarter ended	December 2024					
Monitoring Agency	Applicable / Not applicable					
Monitoring Agency Name, if applicable	NA					
Is there a Deviation / Variation in use of funds raised	Yes- / No					
If yes, whether the same is pursuant to change in terms of a contract or objects, which was approved by the shareholders	NA					
If Yes, Date of shareholder Approval	NA					
Explanation for the Deviation / Variation	NA					
Comments of the Audit Committee after review	NA					
Comments of the auditors, if any	NA					
Objects for which funds have been raised and where there has been a deviation, in the following table	NA					
Original Object	Modified Object, if any	Original Allocation	Modified allocation, if any	Funds Utilised	Amount of Deviation/Variation for the quarter according to applicable object	Remarks if any
NA	NA	NA	NA	NA	NA	NA

Deviation or variation could mean:

- Deviation in the objects or purposes for which the funds have been raised or
- Deviation in the amount of funds actually utilized as against what was originally disclosed or
- Change in terms of a contract referred to in the fund raising document i.e. prospectus, letter of offer, etc.



HOUSING AND URBAN DEVELOPMENT CORPORATION LTD.(HUDCO)
CIN:L74899DL1970GOI005276

DISCLOSURE FORMAT FOR DISCLOSING OUTSTANDING DEFAULT ON LOANS AND DEBT SECURITIES UNDER SEBI (LISTING OBLIGATION AND DISCLOSURE REQUIREMENTS) REGULATIONS, 2015 FOR THE QUARTER AND NINE MONTHS ENDED 31.12.2024.

(₹ in crore)

S. No.	Particulars	Amount (As on 31.12.2024)
1.	Loans / revolving facilities like cash credit from banks / financial institutions	
A	Total amount outstanding as on date	51,653.88
B	Of the total amount outstanding, amount of default as on date	Nil
2.	Unlisted debt securities i.e. NCDs and NCRPS	
A	Total amount outstanding as on date	10.90
B	Of the total amount outstanding, amount of default as on date	NA
3.	Total financial indebtedness of the listed entity including short-term and long-term debt	1,00,814.71

Details of total financial indebtedness of the Company :

(₹ in crore)


S. No.	Particulars	Amount (As on 31.12.2024)
1	Secured loans	411.37
2	Short term loans	7,897.20
3	Long term loans	25,725.81
4	FCNR loans	12,458.18
5	ECB loans	5,161.32
6	Bonds	49,160.83
	Total	1,00,814.71



Independent Auditor's Review Report on Unaudited Consolidated Financial Results for the quarter ended and nine month ended December 31, 2024 of the Company pursuant to the Regulation 33 and 52 of the SEBI (Listing Obligations and Disclosure Requirements) Regulations, 2015, as amended

To
The Board of Directors
Housing and Urban Development Corporation Ltd.

1. We have reviewed the accompanying Statement of Unaudited Consolidated Financial Results of Housing and Urban Development Corporation Ltd. (herein after referred to as the "Parent") for the quarter ended and nine month ended December 31, 2024 (herein after referred to as "the statement"), being submitted by the Parent pursuant to the requirements of Regulation 33 and 52 of the SEBI (Listing Obligations and Disclosure Requirements) Regulations, 2015, as amended.
2. This Statement, which is the responsibility of the Parent's Management and approved by the Company's Board of Directors in its meeting held on 22nd January 2025, has been prepared in accordance with the recognition and measurement principles laid down in Indian Accounting Standard 34 "Interim Financial Reporting" ("Ind AS 34"), prescribed under Section 133 of the Companies Act, 2013, read with relevant rules issued there under and other accounting principles generally accepted in India. Our responsibility is to express a conclusion on the Statement based on our review.
3. We conducted our review of the Statement in accordance with the Standard on Review Engagements (SRE) 2410, "Review of Interim Financial Information Performed by the Independent Auditor of the Entity" issued by the Institute of Chartered Accountants of India ("ICAI"). This Standard requires that we plan and perform the review to obtain moderate assurance as to whether the Statement is free of material misstatement. A review of interim financial information consists of making inquiries, primarily of persons responsible for financial and accounting matters, and applying analytical and other review procedures. A review is substantially less in scope than an audit conducted in accordance with Standards on Auditing and consequently does not enable us to obtain assurance that we would become aware of all significant matters that might be identified in an audit. Accordingly, we do not express an audit opinion.
We also performed procedures in accordance with the circular issued by the Securities and Exchange Board of India (SEBI), under Regulation 33(8) of the SEBI (Listing Obligations and Disclosure Requirements) Regulations, 2015, as amended to date, to the extent applicable.
4. This Statement includes the financial results of below mentioned entities:
 - Shristi Urban infrastructure Development Limited
5. Based on our review conducted and procedures performed as stated in paragraph 3 above and based on the consideration of the review reports of the other auditors referred to in paragraph 7(a) below, nothing has come to our attention that causes us to believe that the accompanying Statement, prepared in accordance with the recognition and measurement principles laid down in the applicable Indian Accounting Standard ("Ind AS") and other



accounting principles generally accepted in India, has not disclosed the information required to be disclosed in terms of the Regulation 33 and 52 of the SEBI (Listing Obligations and Disclosure Requirements) Regulations, 2015, as amended, including the manner in which it is to be disclosed, or that it contains any material misstatement.

6. **Emphasis of Matters**

We draw attention to the following matters in the notes to the accompanying Consolidated Financial Results:

- a) The Company has recognized interest income on "No Lien AGP Account" amounting to Rs. 7.38 cores for the quarter ended 31st December 2024 and Rs. 22.04 cores for the nine-month ended 31st December 2024.
- b) The balance outstanding as at 31st December 2024 is Rs. 618.10 cores (debit) in "No Lien AGP Account". The Company is in discussion with MOHUA for recovery/reimbursement of outstanding amount (including interest) as well as booking of expenses.

Our Opinion is not modified in respect of the above matters.

7. **Other Matters**

We did not review the interim financial results of associate included in the unaudited consolidated financial results, whose interim financial results reflect total net loss after tax of Rs. 0.15 Lacs (HUDCO's share) and the total comprehensive loss of Rs. 0.15 Lacs (HUDCO's share) for the Nine month ended 31 December 2024, as considered in the unaudited consolidated financial results. This quarterly and Nine month ended financial result has been furnished to us by the Management and our conclusion on the Statement, in so far as it relates to the amounts and disclosures included in respect of the associate is based solely on the report of the management and the procedures performed by us as stated in paragraph 3 above. According to the information and explanation given to us by the management, this financial information is not material to the group.

Our conclusion on the Statement is not modified in respect of the above matters.

For S A R C & Associates

Chartered Accountants

ICAI Firm Registration No.006085N


Shambhu Nath
Partner

Membership No.: 529220


UDIN No.: 25529220BMK0KL3684

Place: Mumbai

Dated:22.01.2025



HOUSING AND URBAN DEVELOPMENT CORPORATION LTD.(HUDCO)

(A GOVT. OF INDIA UNDERTAKING) CIN: L74899DL1970GOI005276 GSTIN: 07AAACH0632A1Zf website: www.hudco.org.in
Registered Office: CORE 7A, HUDCO BHAWAN, INDIA HABITAT CENTRE, LODHI ROAD, NEW DELHI-110003

(₹ in crore)

STATEMENT OF CONSOLIDATED UNAUDITED FINANCIAL RESULTS FOR THE QUARTER/NINE MONTHS ENDED 31st DECEMBER, 2024

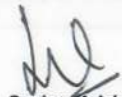
S. No.	Particulars	Quarter Ended			Nine Months Ended		Year Ended
		31/12/24 (Unaudited)	30/09/24 (Unaudited)	31/12/23 (Unaudited)	31/12/24 (Unaudited)	31/12/23 (Unaudited)	31/03/24 (Audited)
	Income						
I	Revenue from operations						
1	Interest Income	2,745.54	2,459.31	1,980.12	7,379.45	5,651.61	7,653.21
2	Dividend Income	0.01	7.28	0.12	7.29	5.78	5.89
3	Rental Income	14.30	14.14	14.65	42.13	43.21	54.76
4	Fees and Commission Income	0.00	0.00	0.01	0.00	0.65	0.64
5	Net gain on Fair value changes	(0.02)	36.99	17.27	37.03	17.27	68.69
6	Sale of services	0.40	0.00	0.49	0.40	0.55	1.10
	Total revenue from Operations	2,760.23	2,517.72	2,012.66	7,466.30	5,719.07	7,784.29
II	Other Income	9.91	8.42	10.28	27.17	34.99	163.81
III	Total Income (I + II)	2,770.14	2,526.14	2,022.94	7,493.47	5,754.06	7,948.10
IV	Expenses						
1	Finance costs	1,762.49	1,662.02	1,312.73	4,888.20	3,720.52	4,960.82
2	Fees and Commission expense	0.34	0.00	1.48	0.48	2.74	3.12
3	Net Loss on Fair Value Changes	0.00	0.00	0.00	0.00	0.00	0.00
4	Impairment on financial instrument and written offs	(16.84)	(233.15)	(59.01)	(268.68)	(109.87)	(208.09)
5	Employee Benefit Expenses	60.21	65.76	31.76	165.85	134.03	232.51
6	Depreciation and Amortization	2.63	2.54	2.46	7.13	7.38	9.86
7	Corporate Social Responsibilities (CSR)	12.25	12.25	11.39	37.02	34.18	45.57
8	Other expenses	17.40	16.68	26.04	47.07	64.76	60.87
	Total expenses	1,838.48	1,526.10	1,326.85	4,877.07	3,853.74	5,104.66
V	Profit/(loss) before Tax and before share of associate	931.66	1,000.04	696.09	2,616.40	1,900.32	2,843.44
	Share in profit/(Loss) of Associate	0.00	0.00	0.04	0.00	(0.05)	(0.05)
	Profit/(loss) before Tax	931.66	1,000.04	696.13	2,616.40	1,900.27	2,843.39
VI	Tax Expense						
1	Current Tax Expense including adjustment of tax of earlier years (Net)	182.07	136.00	123.76	444.39	350.80	510.50
2	Deferred Tax Expense/ (credit)	14.56	175.42	53.14	190.61	132.94	216.20
	Total Tax Expense	196.63	311.42	176.90	635.00	483.74	726.70
VII	Profit/(loss) for the Period / Year (V-VI)	735.03	688.62	519.23	1,981.40	1,416.53	2,116.69
VIII	Other Comprehensive Income						
A	Items that will not be reclassified to profit or loss						
1	Re-measurement gains/losses on defined benefit plans	(3.64)	12.48	5.29	(7.32)	8.43	9.53
2	Income tax relating to items that will not be reclassified to profit or loss	0.91	(3.14)	(1.33)	1.84	(2.12)	(2.40)
	Sub-total (A)	(2.73)	9.34	3.96	(5.48)	6.31	7.13
B (i)	Items that will be reclassified to profit and loss						
	- Effective Portion of Gains/(Loss) in Cash Flow Hedge	546.49	(93.99)	0.00	622.00	0.00	54.00
	- Cost of Hedging Reserve	(400.91)	(121.07)	0.00	(700.79)	0.00	(37.10)
(ii)	Income tax relating to items that will be reclassified to profit or loss						
	- Effective Portion of Gains/(Loss) in Cash Flow Hedge	(137.54)	23.66	0.00	(156.54)	0.00	(13.59)
	- Cost of Hedging Reserve	100.90	30.47	0.00	176.37	0.00	9.34
	Sub-total (B)	108.94	(160.93)	0.00	(58.96)	0.00	12.65
	Other Comprehensive Income (A+B)	106.21	(151.59)	3.96	(64.44)	6.31	19.78
IX	Total Comprehensive Income for the Period (VII+VIII)	841.24	537.03	523.19	1,916.96	1,422.84	2,136.47
X	Paid-up Equity Share Capital (Face Value of ₹10 each)	2,001.90	2,001.90	2,001.90	2,001.90	2,001.90	2,001.90
XI	Other Equity (Reserves excluding revaluation reserve) (As per audited financial accounts as at 31st March)	N.A.	N.A.	N.A.	N.A.	N.A.	14610.66
XII	Net worth	N.A.	N.A.	N.A.	N.A.	N.A.	16612.56
XIII	Earnings Per Share (Face Value of ₹10 each) (Not annualised)						
	Basic (₹)	3.67	3.44	2.59	9.90	7.08	10.57
	Diluted (₹)	3.67	3.44	2.59	9.90	7.08	10.57



Notes to the Financial Results:

1	The above Consolidated Unaudited Financial Results for the Quarter/Nine month ended 31st December, 2024 have been reviewed by the Audit Committee and subsequently approved by the Board of Directors in their meeting held on 22nd January, 2025. These Financial Results for the Quarter/Nine month ended 31st December, 2024 have also been reviewed by the Statutory Auditors of the Company in compliance with the requirements of the Securities and Exchange Board of India (Listing Obligations and Disclosure Requirements) Regulations, 2015, as amended.
2	The Consolidated Financial Results comprises of the Financial Results of the Company and an associate company M/s Shristi Urban Infrastructure Development Ltd. (SUIDL). Investments in associate company is accounted as per Ind AS-28 under equity method. The accounts of the associate are unaudited. The figures of Standalone and Consolidated Financial Results remain same as the loss of Associate consolidated is negligible and is rounded off as "0" on conversion to crores.
3	The company does not have separate reportable segments in terms of Indian Accounting Standard (Ind AS-108) on "Operating Segments".
4	The company has made provision on loans (impairment) as per Expected credit Loss (ECL) method amounting to ₹ 1953.87 crore as on 31st December, 2024 (₹ 2321.19 crore as on 31st December, 2023) as per Ind-AS requirement.
5	During the quarter ended 31st December 2024, no Fresh NPA in Project Loan has been added. Besides, 3 NPA in Project Loan has been resolved having an outstanding loan amount of ₹ 20.33 Crore with reversal of ECL provision of ₹ 8.94 Crore.
6	In respect of Andrews Ganj Project (AGP), being executed by HUDCO as an agent on behalf of MoUD (now MoHUA), HUDCO does not have any right or interest in the property leased to it. Expenditure and liability, if any, on account of this project is paid out of No Lien AGP Account maintained with HUDCO. The company continues to book the interest income & expenditure incurred as per past practice. Interest income of ₹ 7.38 crore on the amount of deficit (recoverable) from MoHUA has been booked for the quarter ended 31st December, 2024. As on 31st December, 2024, No Lien AGP account is in deficit (recoverable) to the extent of ₹ 618.10 crore, which includes amounts paid by HUDCO on behalf of MoHUA and interest as on date.
7	During the quarter ended 31st December, 2024, there were no transactions in the nature of exceptional or extraordinary items.
8	The additional information as required under Regulation 52(4) of SEBI (Listing Obligations and Disclosure Requirements) Regulations, 2015 is attached as Annexure A .
9	The company has maintained 100% security cover by way of charge on the receivables of the company for all the secured bonds/ debentures issued by the company and outstanding as on December 31, 2024. In compliance to clause 54(3) of SEBI (Listing Obligations and Disclosure Requirements Regulations), 2015, as amended, a 'Statement of Security Coverage Ratio', in respect of listed non-convertible debt securities, in the format as specified in SEBI circular no. SEBI/HO/MIRSD/MIRSD_CRADT/CIR/P/2022/67 dated May 19, 2022, is attached as Annexure-B
10	During the quarter ending December 31, 2024, the Company has raised funds amounting to Rs 1230 Crore through issue of listed non-convertible debt securities on private placement basis. The amounts raised till December 31, 2024 have been utilized for the purpose stated in the Offer document(s)/ Information Memorandum and there has been no deviation/ variation in the use of proceeds of non-convertible debt securities from the objects stated in the offer document(s)/ Information memorandum. Accordingly, in compliance to the regulation 52(7) & (7A) of the Securities and Exchange Board of India (Listing Obligations and Disclosure Requirements) Regulations, 2015 ("Listing Regulations") read with SEBI Operational Circular No. SEBI/HO/DDHS/DDHS_Div1/P/CIR/2022/0000000103 dated July 29, 2022, a copy of statement filed with Stock Exchange(s) is attached as Annexure-C .
11	The statement as prescribed under Regulation 32 of SEBI (Listing Obligation and Disclosure Requirements) Regulations, 2015 has been annexed at Annexure-D .
12	The format for disclosing outstanding default on loans and debt securities has been annexed at Annexure-E .
13	The Company has sufficient liquidity as well as adequate undrawn lines of credits from various banks to take care of its operational requirements. Considering high credit worthiness and well-established relationship of the Company with lenders, it can continue to mobilise sufficient funds from domestic & international markets to meet contingencies, if any. Further, there has been no default in repayment of debt securities, borrowings and other liabilities and the Company has met all its debt servicing obligations, both towards principal and interest, during the period in a timely manner."
14	There are 9 investor complaint pending with HUDCO as on 31st December, 2024
15	In line with the requirements of Regulation 33 and 52(4) read with regulation 63(3) of SEBI (Listing Obligations and Disclosure Requirements) Regulations, 2015, the Financial Results for the Quarter/Nine months ended 31st December, 2024 are available on the website of BSE Limited (URL: www.bseindia.com/corporates), National Stock Exchange of India Limited (URL: www.nseindia.com/corporates) and on company's website (URL: www.hudco.org.in)
16	Figures of corresponding period have been regrouped, wherever necessary. The Figures for the quarters ended 31st December, 2024 are the balancing figures between the reviewed figures for the nine months ended 31st December, 2024 and reviewed year to date figures upto 30th September, 2024, being the end of the half year of the financial year.

For and on behalf of the Board of Directors

Place: Mumbai
Date: 22.01.2025
Sanjay Kulshrestha
Chairman and Managing Director